

# New Asbestos Analyst Guide

**BOHS Conference  
April 2016**


**Dr Martin Gibson  
HSE, Edinburgh**



# New Analyst Guide: Agenda




- **Introduction**
- **Analyst Guide**
  - Initial feedback on Consultation
  - Quick overview of approach
- **Main changes:**
  - Guidance for Clients
  - Analyst training courses: competencies
  - 4-Stage Clearance
  - Asbestos in soils
  - Analyst PPE
  - Sampling: personal/reassurance/dust
- **Publication**



# INTRODUCTION

- **Guide is technical “bible” for Asbestos analytical work:**
  - **Air/bulk sampling**
  - **Analysis**
  - **Clearance procedures**
- **No change to purpose**
- **Scope**
  - **Widened slightly**
  - **Soils**
  - **New methods**


2005  2016



# New Analyst Guide: Feedback on Consultation



- **Consultation period:**
  - **October 2015-20 November 2015**
  - **Some late comments accepted**
- **Over 1700 “downloads” from HSE Community website**
- **Over 70 written responses**
- **Plus further HSE OH review**
- **Many positive comments and endorsements**
- **Many individual/specific comments**
- **Numerous comprehensive and very detailed comments**



# New Analyst Guide Overview




- **Updating:**

- Updated in line with CAR2012, ACOP L143, Surveyors Guide and other legislation
- Deletion of out-of-date references eg Action Levels

- **Has incorporated guidance from elsewhere:**


- Water Absorption Test from old L143 ACOP (Appendix 3)
- Discriminatory technique MDHS 87 (Appendix 4)



# New Analyst Guide Overview



- **Simplification and rationalisation:**
  - **Format simplified**
  - **Tables and bullet-point lists have replaced text paragraphs**
    - eg Tables 4.1, 4.2, para 4.26 etc
    -
- **Removal of text where covered elsewhere:**
  - **Reduced detail on RPE**
- **Opportunities to:**
  - **Use changes in technology for validating work**
  - **Improve quality and raise standards**



# Analyst Guide: Main Changes: New Guidance for “Clients” engaging Analysts



- **Check that the Analyst organisation is Accredited (details of Accredited Analysts can be found on the UKAS website ([www.UKAS.co.uk](http://www.UKAS.co.uk)))**

- **Check references and examples of previous work**
- **Agree any sampling requirements ( ie air or “bulk” sampling)**
- **Discuss sampling arrangements including access**
- **Check arrangements for “making good” bulk sampling points**
- **Check expected visual inspection time in 4-stage clearance**
- **What should be checked in Certificate for Reoccupation**

# Main Changes: Training: Different “Course” Providers now Recognised



## Table 3.3 Proficiency Modules from different providers

### BOHS

P401: Identification of asbestos in bulk samples

P402: Buildings surveys and bulk sampling for asbestos

P403: Asbestos fibre counting

P404: Air sampling and clearance testing of asbestos

P405: Management of asbestos in buildings

P407: Managing Asbestos in Premises, the Duty Holder requirements

### RSPH

RSPH Level 3 Certificate in Asbestos Bulk Analysis

RSPH Certificate in Asbestos Surveying

RSPH Certificate for Asbestos Analysts (Air)

RSPH Certificate in Asbestos Project Management

RSPH Level 3 Certificate for Duty Holders



# Detail of “Course” competencies now specified to ensure courses are fit-for-purpose



Table 3.2 Core competencies required for courses	
Core competencies	
<b>Foundation Material</b> (Element A) Required for all courses	Know the context and nature of the risk from asbestos to human health and how the risk should be addressed, including legal requirements, controls and limits, PPE/RPE, site general and asbestos risk assessment Know lone working, decontamination, and disposal and emergency procedures. Be able to advise others about selection of competent persons.
<b>Bulk sampling (not substantial/full surveying)</b> (Element B) Element A is a prerequisite	Taking bulk samples of suspected ACMs whilst protecting self and others. Know the range of ACMs and their likely locations. Know methods of work, containment/control, repair, recording and reporting. Dealing with unsafe conditions.
<b>Fibre Identification</b> (Element C)	Application of guidance and theory and practice of...

Detailed course content set out in Appendix 9

# Main Changes: 4-Stage Clearance (4-SC)



- New requirements for visual inspection time estimate and for photographic evidence

## Aims:


### To provide:

- Occupier with greater reassurance
- Confirmation of correct starting conditions

### To ensure:

- Sufficient time to conduct visual inspection

Certificate for Reoccupation			
Laboratory name:		UKAS logo and accreditation number:	
Address:			
Tel:			
Fax:			
Certificate for reoccupation (if certificate number and # issue number)			
Contract number:	Job number:	Reference number:	
UKAS accredited methods used and disclaimers: (Note: Methods accredited by UKAS must have a disclaimer if reporting outside the scope of the method)			
Name, address and contact information for the client			
Site address for clearance			
Areas to be assessed and brief description of works, including dates carried out			
Estimated time (hours) for Stage 2 Thorough Visual Inspection (Discuss with Contractor) State if discussed with Contractor		Actual time (hours) for Stage 2 Thorough Visual Inspection	
Time difference between estimated and actual (Comment if >20%)			
Give attachment number if following are attached	Drawings	Plan of work/ extracts from plan of work	ABSE notification form
Attachment number			
Name, address and contact information for the asbestos removal contractor			
Name, address and contact information for the asbestos removal contractor's site supervisor			
Representative who will confirm start and acknowledge outcome			



# 4-SC: Most Important part is Thorough Visual Inspection



- Analysts to estimate time it will take
  - Use Table and knowledge/experience
- Record how long it took
- Compare: If significantly different: explain
- Build up data bank to provide better service
- Realistic times to client/contractor

information for the client¶ α				C
Site address for clearance¶ α	α			C
Areas to be assessed and ¶ brief description of works, ¶ including dates carried out¶ α	α			C
Estimated time (hours) for Stage 2 Thorough Visual Inspection¶ (Discuss with Contractor)¶ State if discussed with Contractor α	α	Actual time (hours) for Stage 2 Thorough Visual Inspection α	α	C
Time difference between estimated and actual¶ Comment if >20% α	α			C
Give attachment number if following are attached ¶ α	Drawings α	Plan of work /¶ extracts from plan of work α	ASB5 notification form ¶ α	C
Attachment number¶	α	α	α	C

# Photos expected in 4-SC

## Stage 1:

- 1: Skip area and waste route
- 2: Transit route
- 3: DCU clean end, shower and dirty end.
- 4: Areas surrounding the enclosure



## Stage 2:

- 1: Airlock and baglock
- 2: Removal areas
- 3: Enclosure interior surfaces free from debris and fine settled dust.



## Stage 3:

1. The areas are dry.
2. The NPUs are sealed
3. Sampling pumps
4. Brush used for the air disturbance



## Stage 4:

1. Former enclosure area.

# Analysts: The Digital Age



- Photos with date and time
- Insert into Certificate for Reoccupation (CfR)
- Provide CfR on site
- E-mail/electronic version acceptable
- **Or Colour printer**
- **New CfR template**

Details of Assessor <sup>α</sup>	Name <sup>α</sup>
Photo(s) showing airlock free from obvious debris. <sup>α</sup>	α
Photo(s) showing baglock free from obvious debris and waste bags. <sup>α</sup>	
Photo(s) showing ACMs have been completely removed. <sup>α</sup>	
Photo(s) showing all interior surfaces are free from debris and fine settled dust. High level surfaces should be included. <sup>α</sup>	
Stage 3 of 4: Clearance air monitoring inside the enclos	

# New Section On Asbestos in Soils

- **Section (7) on asbestos in soils**
  - **Survey required as part of a risk assessment to develop a control strategy for workers**
  - **Sampling and analysis methods**
- **Compatible with other industry guidance:**
  - **EIC/CL:AIRE Joint Industry Working Group**



# Soil Surveys (as part of a RA)



- Soil survey expected where there is existing knowledge to suggest that asbestos may be present
  - **ie No blanket requirement for soil sampling during site development.**
- Survey requirement only applies where land/site development is planned
  - **ie there is work context**
- Surveys not required under H&S legislation for environmental risk assessments or public health reasons



# Soil surveying strategies

**Surface survey strategy for visible asbestos**

**Depth survey strategy for visible asbestos**

**Survey strategies for fine (non-visible) asbestos in surface and depth soils**

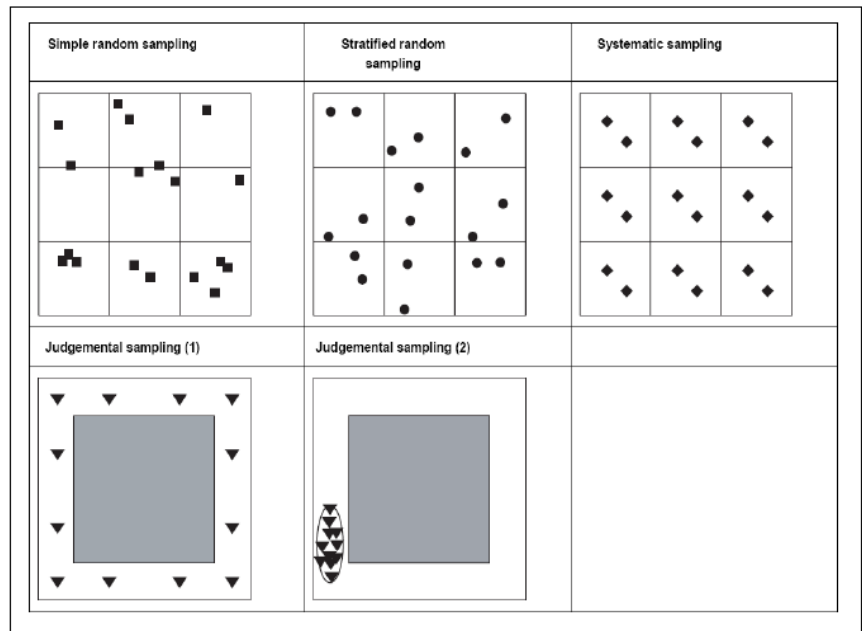


Figure 6.1 Representations of different sampling designs as used in EN 14899



# Analyst Health and Safety




- Analyst should wear appropriate PPE and RPE for own H&S
- New Table (Section 9) sets out PPE and RPE expected to be worn and “type” of decontamination required in different work situations

	Domestic Clothes Possible	Summary of PPE to be worn			Decontamination Required	
		Coverall	RPE <sup>1</sup>	Cleanable Footwear	Preliminary Decontamination	Full Decontamination
Survey/other Sampling: Low risk <sup>2</sup>	Yes	Single	Half mask or disposable APF=20	Yes	Yes	No
Survey/other Sampling High risk <sup>3</sup>	No	Two	Half mask or disposable APF=20	Yes	Yes	No
4-Stage Clearance	No	Two <sup>4</sup>	Half mask or disposable APF=20	Yes	Yes	If necessary <sup>5</sup>
DCU Clearance	<b>Yes</b>	Single	Half mask or disposable APF=20	Yes	Yes	No
Live <sup>b</sup> Enclosures	No	Two	Full facepiece powered APF=40	Yes	Yes	Yes

Table 9.x. Summary of PPE and RPE to be worn and Decontamination Procedures for Analysts for various activities

# Asbestos Sampling



- **New guidance on sampling**
- **Objectives:**
  - **To ensure better quality information is provided to contractors**
  - **To provide clarity on appropriateness of static sampling and interpretation of data**

# Personal Sampling



- **Clarity on who to sample:**
  - **Select operators carrying out higher risk tasks**
- **Provide details of the tasks and activities workers carried out**
- **Operator's job title only is unacceptable!**

- Sampling must be for sufficient duration
  - **Shift duration (2-4hrs)**
  - **Duration of specific tasks**
- Sampling will be deemed inadequate if it fails to record the following information:.....



# PCM Reassurance Sampling

## Guidance on Interpretation of Results




- **Sampling purpose should be well defined and valid**
- **PCM analysis not specific for asbestos fibres**
- **In absence of incident/debris/dominant source:**
  - **Fibres likely to be predominantly non-asbestos**
  - **Results interpreted with caution**
  - **“Positive” results may need further investigation before reporting and before any remedial action considered**



# Dust and Debris Sampling

- **New guidance on taking dust and debris samples**
- **Avoid taking dust samples**
- **Guidance on significance and interpretation of dust data/results**

## Sampling Surface



# Publication



2016

